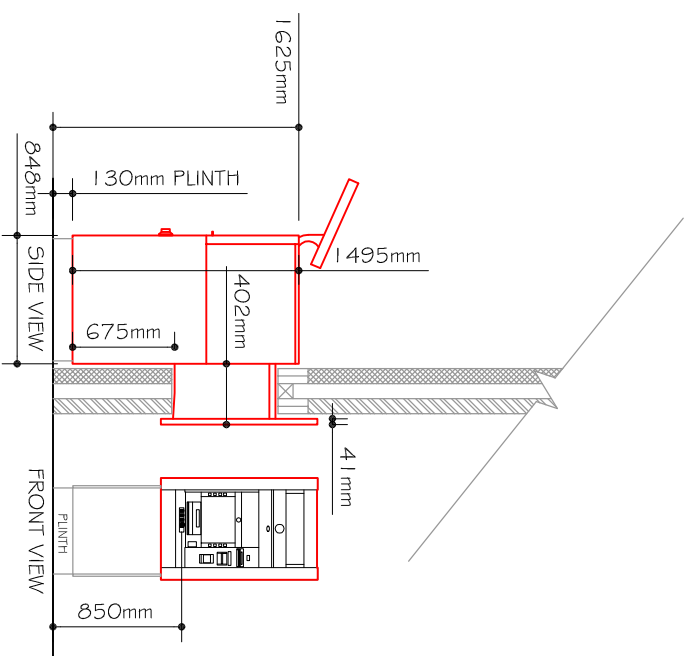


CURRENT 8050 -ATM BLOCKS

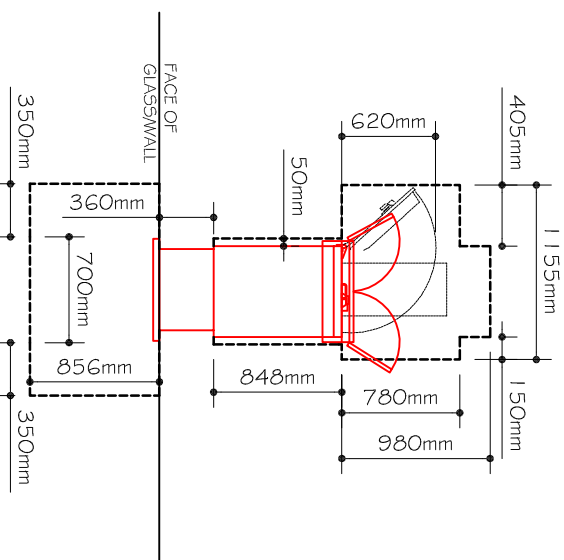


EXAMPLE SECTION
(KEYPAD HEIGHT SHOULD BE BETWEEN
850mm - 1000mm)

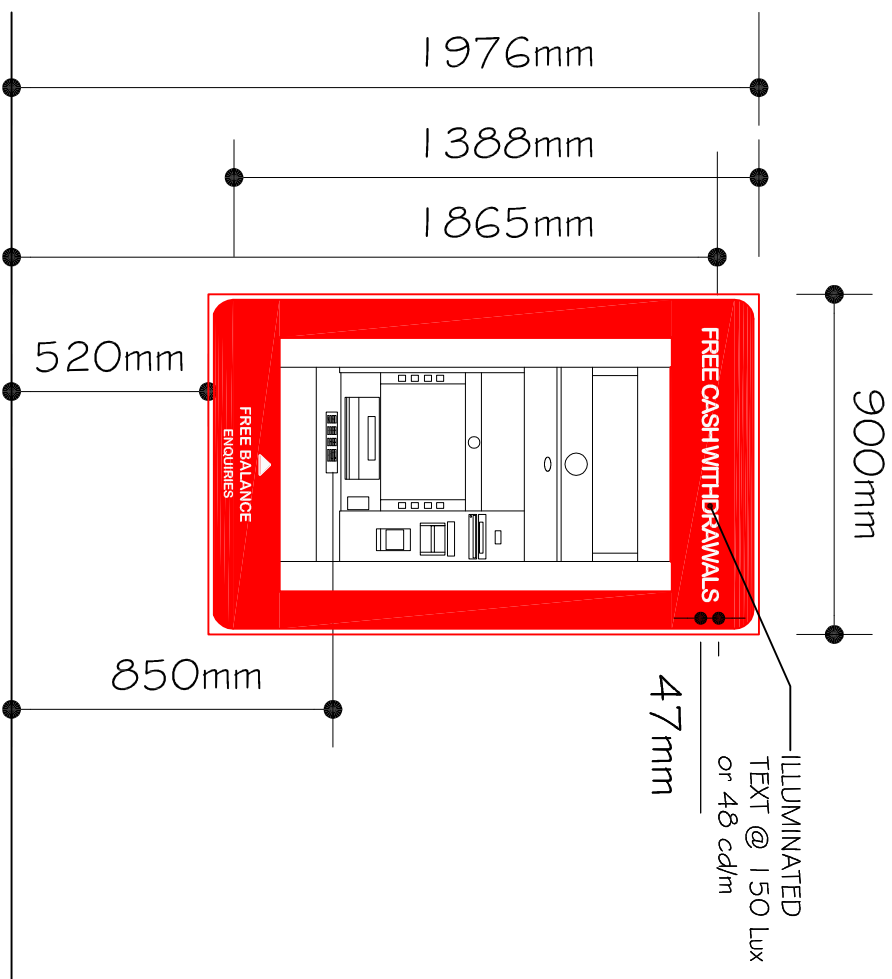
'TYPICAL STYLE FOR
ILLUSTRATION ONLY'
SCALE 1 : 50

TYPE A - STANDARD

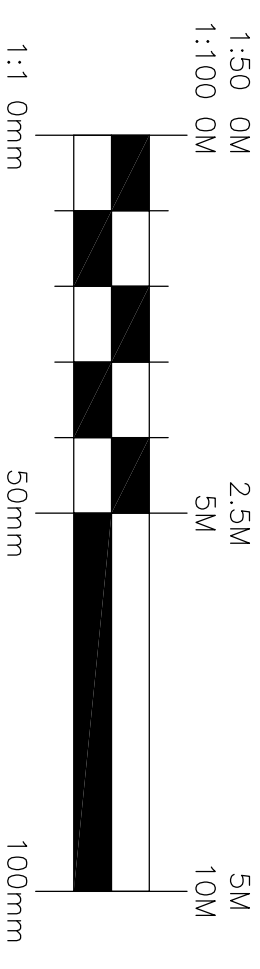
EXTERNAL ATM
REF: PO - J1
900mm X 1456mm
STANDARD WINCOR 8050
WITH ILLUMINATED SIGNAGE
SURROUND @ 150 Lux OR 48 cd/m
**(FREE CASH WITHDRAWALS'
IS BACK LIT)**
THE BODY OF THE SURROUND IS
CONSTRUCTED FROM 19MM FOAMEX
WITH A LAMINATED VINYL COVERING,
THE LED PANEL IS CONSTRUCTED
FROM 6MM PERSPEX.



PLAN - CURRENT
SCALE 1 : 50



TYPE A OPTION 1
SCALE 1 : 20



SAFETY HEALTH AND ENVIRONMENTAL (SHE) INFORMATION

based upon the assumption that all workers will be undertaken by competent contractors who are fully experienced and trained in the work they are undertaking. It would have been assumed that the design team had taken account of the relevant SHE risks that have not been eliminated from the designs shown on this drawing by the design process.

CONSTRUCTION, OCCUPANCY AND DEMOLITION

(List below the significant residual risks for EACH of these three phases of operation).

! SIGNIFICANT RESIDUAL RISKS THAT HAVE NOT BEEN ELIMINATED FROM THE DESIGN SHOWN ON THIS DRAWING BY THE DESIGN PROCESS

any risks associated with any phase of operation of the statement "AND FORESEENABLE SIGNIFICANT RESIDUAL DESIGN RISKS MENTIONED" shall be eliminated (no action shall be left unmet)

This drawing is copyright & the property of EC Harris & must not be copied in whole or in part without their written permission. Copyright is reserved. ©

FOR PLANNING USE ONLY

The Contractor is to report all dimensional discrepancies & errors to the Contract Administrator prior to construction commencing.

It is essential that this drawing is read in conjunction with all specifications/ schedule of works & that all works are included for.

South Tyneside Council
Planning Group
Received 19/11/2013
ST/1285/13/ADV

Rev No.		Comments	Date
Client			
BANK OF IRELAND			
Project title			
OFFSITE ATM SURVEYS			
ATM EXAMPLES			
Drawing title			
POST OFFICE ATM INSTALLATIONS			
ATM EXAMPLE TYPE A			
Drawing status			
Job No.		Project co-ordinator	
15961100			
Scale		Date	
AS STATED @A3		13.07.2012	
Drawn by		Checked by	
RA		XX	
Dwg. No.		Rev. No.	
EXA/01		A	

EC HARRIS
BUILT ASSET
CONSULTANCY

P:\CAD Files\205-0344 BOIATMs\##NEW SITES#\4.0 Planning\ATM DETAIL\ATM EXAMPLES TYPE ABCD.dwg